



United Way
Greater Toronto

[DONATE NOW](#)

[VOLUNTEER](#)

[WHO WE HELP](#) [WAYS TO GIVE](#) [CAMPAIGN](#) [VOLUNTEER](#) [NEWS & EVENTS](#) [ABOUT US](#) [AGENCY SUPPORT](#)

[HOME](#) [WHAT WE DO](#)

[OUR SERVICE AREAS](#) [NEIGHBOURHOOD STRATEGY](#) [RESEARCH & REPORTS](#) [OUR MEMBER AGENCIES](#) [REAL STORIES](#)



RESEARCH & REPORTS

Losing Ground

Introduction by
Frances Lankin

Key findings

Toronto warning
signs

Recommendations

FAQ's

Definitions

Strong
Neighbourhoods: A
call to action

Poverty by Postal
Code

Decade of Decline

UWGT Research &
Reports Archive

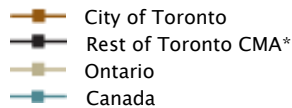
Other Research &
Reports

LOSING GROUND

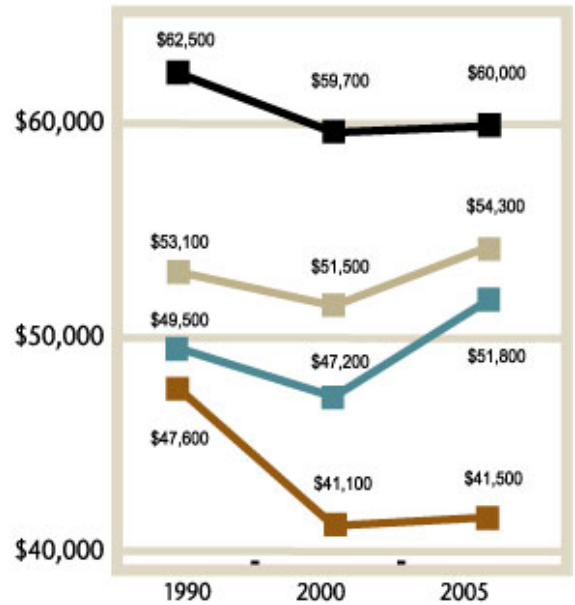
A summary of key findings

1. **Toronto families are losing ground and falling far behind the Toronto CMA, the province, and the country**

Median income of families (with children 0-17) in Toronto, the Toronto CMA, Ontario and Canada



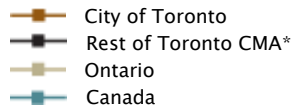
* Toronto CMA is the Toronto Census Metropolitan Area



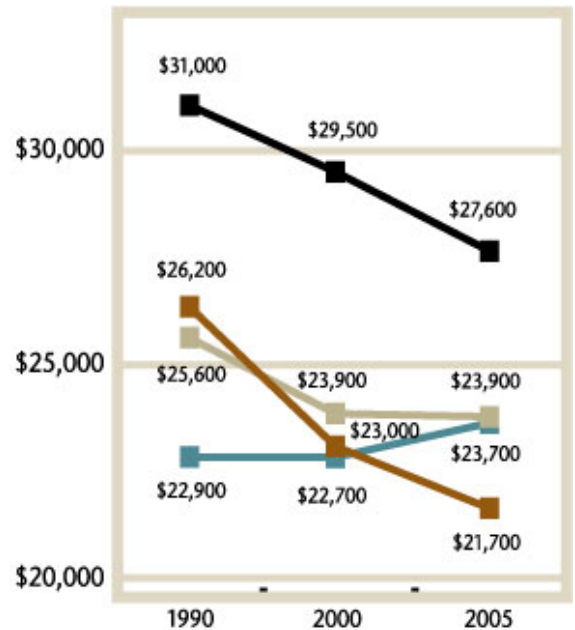
click image to enlarge

2. **The median income of Toronto lone-parent families is in a continuous downward spiral.**

Median income of lone-parent families (with children 0-17) by selected geographic areas, 1990, 2000, 2005



* Toronto CMA is the Toronto Census Metropolitan Area

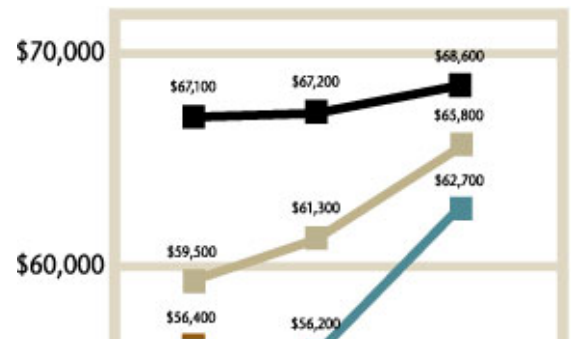


click image to enlarge

3. **A large gap has opened up between the median income of Toronto two-parent families and their counterparts in other areas.**

While the median income of two-parent families across the country has risen, the median income of Toronto two-parent families remains below 1990 levels.

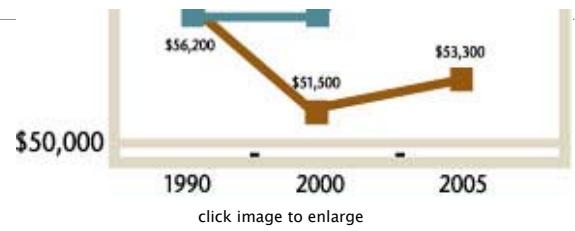
Median income of two-parent families (with children 0-17) by selected



geographic areas, 1990, 2000, 2005

- City of Toronto
- Rest of Toronto CMA*
- Ontario
- Canada

* Toronto CMA is the Toronto Census Metropolitan Area

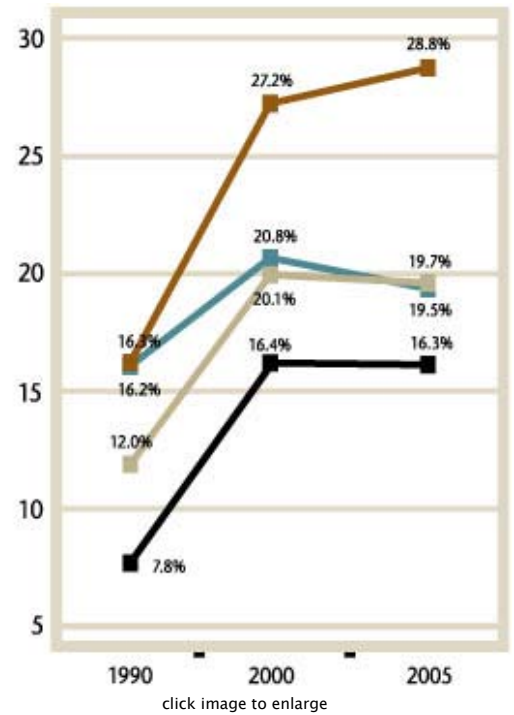


4. **Toronto family poverty continues to grow and the gap continues to widen between the City of Toronto, and the rest of the Toronto CMA, the province and the country.**

Percentage of low-income families (of total family population with children 0-17)

- City of Toronto
- Rest of Toronto CMA*
- Ontario
- Canada

* Toronto CMA is the Toronto Census Metropolitan Area

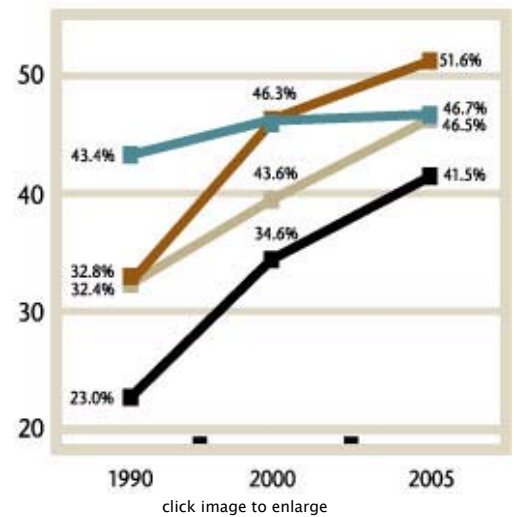


5. **In 2005, slightly more than half of all lone-parent families in the City of Toronto were low-income compared to 1 in 3 in 1990.**

Percentage of low-income, lone-parent families (of all lone-parent families with children 0-17)

- City of Toronto
- Rest of Toronto CMA*
- Ontario
- Canada

* Toronto CMA is the Toronto Census Metropolitan Area



6. **In 2005, nearly 1 in 5 of Toronto's two-parent families were low-income, compared to approximately 1 in 10 at the national, provincial and rest of Toronto CMA levels.**

Percentage of low-income, two parent families (of all two-parent families with children 0-17)

- City of Toronto
- Rest of Toronto CMA*
- Ontario
- Canada

* Toronto CMA is the Toronto Census Metropolitan Area

